

ANTHONY CURTIS & CO

CHARTERED ACCOUNTANTS

AUSTRALIAN INSTITUTE OF ADMINISTRATIVE LAW INCORPORATED

Audited Financial
Statements

For the year ended
30th June 2017

ANTHONY CURTIS & CO

CHARTERED ACCOUNTANTS

Principal: Tony Curtis BA(Acc), FCA

INDEPENDENT AUDIT REPORT TO THE MEMBERS OF THE AUSTRALIAN INSTITUTE OF ADMINISTRATIVE LAW INCORPORATED CONTROLLED ENTITIES

Scope

We have audited the financial report, being a special purpose financial report of the Australian Institute of Administrative Law Incorporated for the year ended 30 June 2017. The Committee is responsible for the financial report and has determined the financial report is appropriate to meet the requirements of the Associations Incorporation Act 1991 and is appropriate to meet the needs of the members. We have conducted an independent audit of this financial report in order to express an opinion on it to the members of the Australian Institute of Administrative Law Incorporated. No opinion is expressed as to whether the accounting policies used are appropriate to meet the needs of the members.

The financial report has been prepared for the purpose of fulfilling the requirements of the Associations Incorporation Act 1991. We disclaim any assumption of responsibility for any reliance on this report or on the financial report to which it relates to any person other than the members, or for any purpose other than that for which it was prepared.

Our audit has been conducted in accordance with Australian Auditing Standards. Our procedures included examination, on a test basis, of evidence supporting the amounts and other disclosures in the financial report. These procedures have been undertaken to form an opinion whether, in all material respects, the financial report is presented fairly in accordance with the accounting policies described in Note 1 so as to present a view which is consistent with our understanding of the Association's financial position, and performance as represented by the results of its operations and its cash flows. These policies do not require the application of all Accounting Standards and other mandatory professional reporting requirements in Australia.

The audit opinion expressed in this report has been formed on the above basis.



Chartered
Accountants

Liability limited by a scheme approved under Professional Standards Legislation
ACC (ACT) PTY LTD ATF ANTHONY CURTIS AND CO TRUST T/A ANTHONY CURTIS & CO

Unit 3, Level 1,
39 Geills Court
Deakin West ACT 2600

Postal Address:
PO Box 204
Deakin West ACT 2600

P: 02 6288 1788
F: 02 6288 1490

E: reception@acurtis.com.au
W: www.acurtis.com.au

ABN: 64 347 024 983

Audit Opinion

In our opinion:

- (a) the financial statements of the Australian Institute of Administrative Law and its controlled entities are properly drawn up:
 - (i) so as to give a true and fair view of its state of affairs at 30 June 2017 and the results of its operations for the financial year then ended and the other matters required by Section 72 (2) of the Associations Incorporation Act 1991 to be disclosed in the financial statements;
 - (ii) in accordance with the provisions of the Associations Incorporation Act 1991; and
 - (iii) in accordance with applicable Accounting Standards and other mandatory professional reporting requirements.
- (b) we have obtained all the information and explanations required; and
- (c) proper accounting records and other records have been kept by the Australian Institute of Administrative Law controlled entities, as required by the Associations Incorporation Act 1991.

Dated this 14th day of November 2017 at Canberra, ACT.



Tony Curtis, FCA

Australian Institute of Administrative Law Committee's Report

The members of the Committee (the National Executive) submit the financial report of the Australian Institute of Administrative Law Incorporated and its controlled entities for the financial year 30 June 2017.

Committee Members

The names of Committee members throughout the year and at the date of this report were:

President	Ms Linda Crebbin (retired 21 November 2016)
President	Mr Cain Sibley (elected 21 November 2016)
Vice President	Mr Cain Sibley (retired 21 November 2016)
Vice President	Ms Amanda Lister (re-elected 21 November 2016, resigned 5 July 2017)
Vice President	Ms Alice Linacre (elected 21 November 2016, resigned 5 July 2017)
Secretary	Ms Tara McNeilly (re-elected 21 November 2016)
Treasurer	Mr Peter Sutherland (re-elected 21 November 2016)
Officer	Dr Jonathan Aleck (re-elected 21 November 2016)
Officer	Emeritus Professor Robin Creyke (re-elected 21 November 2016)
Officer	Mr Robert Orr QC (re-elected 21 November 2016)
Officer	Ms Vicki Parker (re-elected 21 November 2016)
Officer	Ms Claressa Surtees (re-elected 21 November 2016)
Officer	Mr Michael Will (re-elected 21 November 2016)
Officer	Mr Gary Humphries (elected 21 November 2016)
Officer	Mr Geoffrey McCarthy (elected 21 November 2016)
Officer	Dr Greg Weeks (appointed 11 May 2017)

Principal Activities

The principal activities during the financial year were to:

- Promote knowledge of and interest in Australian Commonwealth, State and Territory administrative law; and
- Provide a forum for the exchange of information and opinions on all aspects of administrative law and administrative practices.

**Australian Institute of Administrative Law
Incorporated and Controlled Entities**

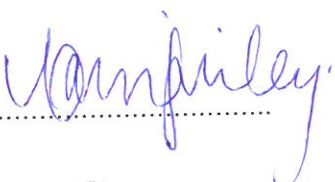

Statement by Members of the Committee

In the opinion of the Committee the financial report as set out on pages 4 to 17:

- Presents a true and fair view of the financial position of the Australian Institute of Administrative Law and its controlled entities as at 30th June 2017 and its performance for the year ended on that date in accordance with Australian Accounting Standards, mandatory professional reporting requirements and other authoritative pronouncements of the Australian Accounting Standards Board.

- At the date of this statement, there are reasonable grounds to believe that Australian Institute of Administrative Law and its controlled entities will be able to pay its debts as and when they fall due.

This statement is made in accordance with a resolution of the Committee and is signed for and on behalf of the Committee by:


.....

.....

Dated this 14 day of November 2017


**Australian Institute of Administrative Law
Incorporated and Controlled Entities**


Operating Result for the year ended 30 June 2017

The Consolidated Profit amounted to \$7062 (2016 : Loss \$-13951.)

The National Chapter Loss amounted to \$-2291 (2016 : Loss \$-11214).

Signed in accordance with a resolution of the Members of the Committee.


.....
President


.....
Treasurer

Dated this 14 day of November 2017

**Australian Institute of Administrative Law
Incorporated and Controlled Entities**

Statement of Comprehensive Income for the year ended 30 June 2017

	NOTE	Consolidated 2017 \$	Consolidated 2016 \$	National Chapter 2017 \$	National Chapter 2016 \$
Revenue from ordinary activities	2	143,689	143,664	138,832	138,653
Seminars/conference expense		(6,092)	(8,329)	(1,192)	(592)
AIAL Secretariat expenses		(32,500)	(30,100)	(32,500)	(30,100)
AIAL Forum		(23,093)	(18,573)	(23,093)	(18,573)
National Conference		(58,485)	(56,857)	(66,785)	(56,857)
Administration expenses		(9,600)	(11,963)	(9,600)	(11,952)
Projects & sponsorship		(6,857)	(31,593)	(5,953)	(31,593)
Other expenses from ordinary activities		0	(200)	(2,000)	(200)
Profit (Loss) from operations		<u>7,062</u>	<u>(13,951)</u>	<u>(2,291)</u>	<u>(11,214)</u>

**Australian Institute of Administrative Law
Incorporated and Controlled Entities**

Statement of Financial Position as at 30 June 2017

	NOTES	Consolidated 2017 \$	Consolidated 2016 \$	National Chapter 2017 \$	National Chapter 2016 \$
Current Assets					
Cash and Cash Equivalent	4	373,016	363,463	201,880	201,392
Other assets	5	9,359	14,761	8,828	14,518
TOTAL ASSETS		<u>382,375</u>	<u>378,224</u>	<u>210,708</u>	<u>215,910</u>
Current Liabilities					
Trade , Other Payables & Unearned income	6	77,721	80,632	77,721	80,632
TOTAL LIABILITIES		<u>77,721</u>	<u>80,632</u>	<u>77,721</u>	<u>80,632</u>
NET ASSETS		<u>304,654</u>	<u>297,592</u>	<u>132,987</u>	<u>135,278</u>
EQUITY					
Retained Profits		304,654	297,592	132,987	135,278
TOTAL EQUITY		<u>304,654</u>	<u>297,592</u>	<u>132,987</u>	<u>135,278</u>

**Australian Institute of Administrative Law
Incorporated and Controlled Entities**

Statement of Changes in Equity for the year ended 30 June 2017

	Consolidated	Consolidated	National Chapter	National Chapter
	Retained Earnings	Total	Retained Earnings	Total
	\$	\$	\$	\$
Balance at 1 July 2016	297,592	297,592	135,278	135,278
Profit(Loss) from operation	7,062	7,062	(2,291)	(2,291)
Balance at 30 June 2017	<u>304,654</u>	<u>304,654</u>	<u>132,987</u>	<u>132,987</u>

**Australian Institute of Administrative Law
Incorporated and Controlled Entities**

Statement of Cash Flows for the year ended 30 June 2017

	NOTES	Consolidated 2017 \$	Consolidated 2016 \$	National Chapter 2017 \$	National Chapter 2016 \$
CASH FLOW FROM OPERATING ACTIVITIES					
Receipts from members and customers		140,153	138,490	137,475	135,335
Interest received		3,536	5,174	1,357	3,318
Payments to suppliers		(136,627)	(157,615)	(141,123)	(149,867)
Net cash provided by / (used) by operating activities	11	7,062	(13,951)	(2,291)	(11,214)
Net increase(decrease) in cash held		9,553	(5,818)	488	(3,659)
Cash and cash equivalents at the beginning of the year		363,463	369,281	201,392	205,051
Cash and cash equivalent at the end of the year	4	373,016	363,463	201,880	201,392

**Australian Institute of Administrative Law
Incorporated and Controlled Entities**

Notes to the Financial Statements For the Year Ended 30 June 2017

Note 1: Statement of Significant Accounting Policies

The financial report is a general purpose financial report that has been prepared in accordance with Accounting Standards, Urgent Issues Group Interpretations, other authoritative pronouncements of the Australian Accounting Standards Board and the Associations Incorporation Act 1991 (ACT).

The financial report covers Australian Institute of Administrative Law as an individual parent entity and Australian Institute of Administrative Law and controlled entities as an economic entity. The Australian Institute of Administrative Law Incorporated is an association incorporated in the Australian Capital Territory under the Associations Incorporation Act 1991 (ACT).

The financial report of the association as an individual entity complies with all Australian equivalents to International Financial Reporting Standards (AIFRS) in their entirety.

The following is a summary of material accounting policies adopted in the preparation of the financial report. The accounting policies have been consistently applied, unless otherwise stated.

Basis of Preparation

Reporting Basis and Conventions

The financial report has been prepared on an accruals basis and is based on historical costs modified by the revaluation of selected non-current assets, and financial assets and financial liabilities for which the fair value basis of accounting has been applied.

(a) Principles of Consolidation

A controlled entity is any entity controlled by the Australian Institute of Administrative Law. Control exists where Australian Institute of Administrative Law has the capacity to dominate the decision-making in relation to the financial and operating policies of another entity that operates with Australian Institute of Administrative Law to achieve the objectives of the Australian Institute of Administrative Law.

All inter-entity balances and transactions between entities in the economic entity, including any unrealised profits or losses, have been eliminated on consolidation.

Where a controlled entity has entered or left the economic entity during the year, its operating results have been included from the date controlled was obtained or up to the date control ceased.

**Australian Institute of Administrative Law
Incorporated and Controlled Entities**

Notes to the Financial Statements For the Year Ended 30 June 2017

Note 1 : Statement of Significant accounting Policies(Cont'd)

(b) Income Tax

No taxation has been provided for as the association is exempt from income tax under Section 50-5 of the Income Tax Assessment Act 1997.

(c) Cash and Cash Equivalents

Cash and cash equivalents include cash on hand, deposits held at call with banks, other short-term highly liquid investments with original maturities of three months or less, and bank overdrafts. Bank overdrafts are shown within short-term borrowings in current liabilities on the balance sheet.

(d) Revenue

Revenue from the sale of goods is recognised upon delivery of goods to customers.

Interest revenue is recognised on a proportional basis taking into account the interest rates applicable to the financial assets.

Revenue from the rendering of a service is recognised upon the delivery of the service to the customers.

All revenue is stated net of the amount of goods and services tax (GST).

(e) Goods and Services Tax (GST)

Revenues, expenses and assets are recognised net of the amount of GST, except where the amount of GST incurred is not recoverable from the Australian Taxation Office. In these circumstances the GST is recognised as part of the cost of acquisition of the asset or as part of an item of the expenses. Receivables and payables in the balance sheet are shown inclusive of GST.

Cash flows are presented in the cash flow statement on a gross basis, except for the GST component of investing and financing activities, which are disclosed as operating cash flows.

(f) Financial Instruments

Recognition

Financial instruments are initially measured at cost on trade date, which includes transactions costs, when the related contractual rights or obligations exist. Subsequent to initial recognition these instruments are measured as set out below.

Loans and receivables

Loans and receivables are non-derivative financial assets with fixed or determinable payments that are not quoted in an active market and are stated at amortised cost using the effective interest rate method.

**Australian Institute of Administrative Law
Incorporated and Controlled Entities**

Notes to the Financial Statements For the Year Ended 30 June 2017

Note 1 : Statement of Significant accounting Policies(Cont'd)

(f) Financial Instruments(Cont'd)

Financial liabilities

Non-derivative financial liabilities are recognised at amortised costs, comprising original debt less principal payments and amortisation.

Impairment

At each reporting date, the association assesses whether there is objective evidence that a financial instrument has been impaired. In the case of available-for-sale financial instruments, a prolonged decline in the value of the instrument is considered to determine whether an impairment has arisen. Impairment losses are recognised in the income statement

(g) Comparative Figures

Where required by Accounting Standards, comparative figures have been adjusted to conform to changes in presentation for the current financial year.

(h) Critical accounting estimates and judgements

The directors evaluate estimates and judgements incorporated into the financial report based on historical knowledge and best available current information. Estimates assume a reasonable expectation of future events and are based on current trends and economic data, obtained both externally and within the association.

	Consolidated 2017 \$	Consolidated 2016 \$	National Chapter 2017 \$	National Chapter 2016 \$
Note 2 : Revenue				
Operating activities				
Membership subscriptions	42,993	43,573	42,993	43,573
Seminars and conferences	77,923	78,155	75,245	75,000
Interest received	3,536	5,174	1,357	3,318
Other	6,000	6,037	6,000	6,037
CAL payments	13,237	10,725	13,237	10,725
Total Revenue	143,689	143,664	138,832	138,653

**Australian Institute of Administrative Law
Incorporated and Controlled Entities**

Notes to the Financial Statements For the Year Ended 30 June 2017

	Consolidated 2017 \$	Consolidated 2016 \$	National Chapter 2017 \$	National Chapter 2016 \$
Note 3 : Auditors' Remuneration				
Remuneration for audit services	<u>7,000</u>	<u>7,000</u>	<u>7,000</u>	<u>7,000</u>
Note 4 : Cash and Cash Equivalents				
Cash at bank	189,730	180,619	101,880	101,392
Cash on hand	12	-	-	-
Cash on deposit	183,274	182,844	100,000	100,000
	<u>373,016</u>	<u>363,463</u>	<u>201,880</u>	<u>201,392</u>

The effective interest rate on short-term bank deposits was 3.48%;
these deposits have an average maturity of 183 days.

Reconciliation of Cash

Cash at the end of the financial year as shown in the cash flow
statement is reconciled to items in the balance sheet as follows:

Cash and Cash Equivalent	<u>373,016</u>	<u>363,463</u>	<u>201,880</u>	<u>201,392</u>
--------------------------	----------------	----------------	----------------	----------------

Note 5 : Other Assets

CURRENT				
GST Refundable	2,538	2,578	2,538	2,578
Accrued Interest	873	1,352	342	1,109
Prepayments	5,948	10,831	5,948	10,831
	<u>9,359</u>	<u>14,761</u>	<u>8,828</u>	<u>14,518</u>

**Australian Institute of Administrative Law
Incorporated and Controlled Entities**

Notes to the Financial Statements For the Year Ended 30 June 2017

	Consolidated 2017 \$	Consolidated 2016 \$	National Chapter 2017 \$	National Chapter 2016 \$
Note 6 : Trade, Other Payables & Unearned Income				
CURRENT				
Accrued expenses	7,000	7,000	7,000	7,000
Prepaid National Conference Registrations	34,035	47,040	34,035	47,040
Membership Subscriptions in Advance	36,686	26,592	36,686	26,592
	<u><u>77,721</u></u>	<u><u>80,632</u></u>	<u><u>77,721</u></u>	<u><u>80,632</u></u>

Note 8: Events Subsequent to Reporting Date

No matters or circumstances have arisen since the end of the financial year, which significantly affected the Australian Institute of Administrative Law and its controlled entities or may significantly affect the operations, the results of those operations, or the state of affairs in subsequent financial years.

Note 9: Segment Reporting

The association and controlled entity operates in one business and geographical segment being the promotion of knowledge in administrative law in Australia.

Note 10: Related Parties

There were no related party transactions during the financial year.

**Australian Institute of Administrative Law
Incorporated and Controlled Entities**

Notes to the Financial Statements For the Year Ended 30 June 2017

	Consolidated 2017 \$	Consolidated 2016 \$	National Chapter 2017 \$	National Chapter 2016 \$
Note 11 : Cash Flow Information				
Reconciliation of Cash Flow Operations with Loss from Ordinary Activities after Income Tax				
Profit/(Loss) from operations	7,062	(13,951)	(2,291)	(11,214)
Changes in assets and liabilities				
(Increase)/Decrease in trade and other receivables	40	(772)	40	(799)
(Increase)/Decrease in other assets	5,362	(5,524)	5,650	(6,075)
(Decrease)/Increase in trade and other payables	-	-	-	-
(Decrease)/Increase in unearned revenue	(2,911)	14,429	(2,911)	14,429
	<u>9,553</u>	<u>(5,818)</u>	<u>488</u>	<u>(3,659)</u>

The association has no credit stand-by or financing facilities in place.

There were no non-cash financing or investing activities during the period.

Note 11: Financial Instruments

(a) Financial Risk Management

The association's financial instruments consist mainly of deposits with bank, accounts receivable and accounts payable.

Financial Risks

The main risks the association is exposed to through its financial instruments are interest rate risk, liquidity risk and credit risk.

Interest rate risk

Interest rate risk is managed with a mixture of fixed and floating rate debt. For further details on interest rate risk refer to Note 11 (b).

Liquidity Risk

The association manages liquidity risk by monitoring forecast cash flows.

**Australian Institute of Administrative Law
Incorporated and Controlled Entities**

Notes to the Financial Statements For the Year Ended 30 June 2017

Note 12 : Financial Instruments (Cont'd)

(a) Financial Instruments(Cont'd)

Financial liabilities

Credit Risk

The maximum exposure to credit risk, excluding the value of any collateral or other security, at balance date to recognised financial assets is the carrying amount, net of any provisions for impairment of those assets, as disclosed in the balance sheet and notes to the financial statements.

The association does not have any material credit risk exposure to any single receivable or group of receivables under financial instruments entered into by the association.

(b) Interest Rate Risk (Consolidated)

The association's exposure to interest rate risk, which is the risk that a financial instrument's value will fluctuate as a result of changes in market interest rates and the effective weighted average interest rates on classes of financial assets and financial liabilities, is as follows:

	Weighted Average Effective Interest Rate		Floating Interest Rate		Fixed Interest Rate Maturing 1 to 5 Years		Non Interest Bearing	
	2017	2016	2017	2016	2017	2016	2017	2016
Financial Assets								
Cash on Hand	N/A	N/A	12	-	-	-	12	-
Cash at Bank	1.0%	1.0%	189,730	180,619	-	-	-	-
Investment	2.3%	3.5%	183,274	-	183,274	182,844	-	-
Trade & Other Receivables	N/A	N/A	-	-	-	-	-	-
Total Financial Assets			<u>373,016</u>	<u>180,619</u>	<u>183,274</u>	<u>182,844</u>	<u>12</u>	<u>0</u>
Financial Liabilities								
Trade, Other Creditors and Accruals	N/A	N/A	<u>-</u>	<u>-</u>	<u>-</u>	<u>-</u>	<u>77,721</u>	<u>80,632</u>

**Australian Institute of Administrative Law
Incorporated and Controlled Entities**

Notes to the Financial Statements For the Year Ended 30 June 2017

(b) Interest Rate Risk (National Chapter)

The association's exposure to interest rate risk, which is the risk that a financial instrument's value will fluctuate as a result of changes in market interest rates and the effective weighted average interest rates on classes of financial assets and financial liabilities, is as follows:

	Weighted Average Effective Interest Rate		Floating Interest Rate		Fixed Interest Rate Maturing 1 to 5 Years		Non Interest Bearing	
	2017	2016	2017	2016	2017	2016	2017	2016
Financial Assets								
Cash at Bank	1.0%	1.0%	101,880	101,392	-	-	-	-
Trade & Other Receivables	N/A	N/A	-	-	-	-	-	-
Investment	2.3%	3.7%	-	-	100,000	100,000	-	-
Total Financial Assets			<u>101,880</u>	<u>101,392</u>	<u>100,000</u>	<u>100,000</u>	<u>0</u>	<u>0</u>
Financial Liabilities								
Trade, Other Creditors & Accruals	N/A	N/A	-	-	-	-	77,721	80,632
			<u>-</u>	<u>-</u>	<u>-</u>	<u>-</u>	<u>77,721</u>	<u>80,632</u>

(c) Net Fair Values

The net fair values of listed investments have been valued at the quoted market bid price at balance date adjusted for transaction costs expected to be incurred. For other assets and other liabilities the net fair value approximates their carrying value. No financial liabilities are readily traded on organised markets in standardised form other than listed investments. Financial assets where the carrying amount exceeds net fair values have not been written down as the association intends to hold these assets to maturity.

The aggregate net fair values and carrying amounts of financial assets and financial liabilities are disclosed in the balance sheet and in the notes to the financial statements.

**Australian Institute of Administrative Law
Incorporated and Controlled Entities**

Notes to the Financial Statements For the Year Ended 30 June 2017

Note 13 : State by State Comparison

Income & Expenses	ACT	NSW	SA	VIC	WA	QLD	Consolidated
Total Income	138,832	1,932	524	1,763	2,244	8,694	153,989
Total Expenses	141,123	388	1,025	899	2,364	1,128	146,927
Surplus (Deficit)	(2,291)	1,544	(501)	864	(120)	7,566	7,062
Opening Retained Earnings	135,278	63,653	20,839	69,679	3,400	4,742	297,592
Surplus / (Deficit)	(2,291)	1,544	(501)	864	(120)	7,566	7,062
Closing Retained Earnings	132,987	65,197	20,338	70,543	3,280	12,309	304,654
Balance Sheet	ACT	NSW	SA	VIC	WA	QLD	Consolidated
Cash at Bank	101,880	65,197	2,809	4,255	3,280	12,309	189,730
Cash on Hand	-	-	12	-	-	-	12
Cash on Deposit	100,000	-	17,320	65,954	-	-	183,274
Total Cash	201,880	65,197	20,141	70,209	3,280	12,309	373,016
Other Assets	ACT	NSW	SA	VIC	WA	QLD	Consolidated
Prepayments/Accruals	8,828	-	197	334	-	-	9,359
Total	8,828	-	197	334	-	-	9,359
Other Payables							
Current Liabilities	77,721	-	-	-	-	-	77,721
Total	77,721	-	-	-	-	-	77,721
Net Assets	132,987	65,197	20,338	70,543	3,280	12,309	304,654

**Australian Institute of Administrative Law
Incorporated and Controlled Entities**

Notes to the Financial Statements For the Year Ended 30 June 2017

Note 14: Controlled Entities

(a) Controlled Entities	Percentage owned (%)	
	2017	2016
AIAL National Chapter	100	100
AIAL New South Wales Chapter	100	100
AIAL Queensland Chapter	100	100
AIAL Victoria Chapter	100	100
AIAL South Australia Chapter	100	100
AIAL Western Australia Chapter	100	100

(b) Controlled Entities Acquired

The association did not acquire any entities in the 2016/2017 financial year.

Note 16: Association Details

The principal place of business of the association is:

Australian Institute of Administrative Law Incorporated
Suite 26, 84 Ainsworth Street
Mawson ACT 2607